





# SYLLABUS FOR JUTE DIVERSIFIED PRODUCTS SECTOR

## UNDER MES

 <small>The message could not be displayed. The file may have been moved, renamed, or deleted. Verify that the path points to the correct file and location.</small>	 <small>The message could not be displayed. The file may have been moved, renamed, or deleted. Verify that the path points to the correct file and location.</small>
--	--

 <small>The message could not be displayed. The file may have been moved, renamed, or deleted. Verify that the path points to the correct file and location.</small>	 <small>The message could not be displayed. The file may have been moved, renamed, or deleted. Verify that the path points to the correct file and location.</small>
--	--

**Government of India**  
**Ministry of Labour & Employment**  
**Directorate General of Employment & Training**

**Course Curricula for Short Term Courses based on Modular  
Employable Skills (MES) in *JUTE DIVERSIFIED PRODUCTS SECTOR***

**CONTENTS**

1. List of members attended the Trade Committee Meeting.....	3
2. Background .....	4
3. Frame Work for Skill Development based on Modular Employable Skills .....	4
4. Introduction.....	5
5. Age of Participants .....	5
6. Curriculum Development Process .....	5
7. Development of Core Competencies .....	6
8. Duration of the Programmes .....	6
9. Pathways to acquire Qualification .....	6
10. Methodology .....	6
11. Instructional Media Packages .....	7
12. Assessment .....	7
13. Certificate .....	7
14. Course Matrix .....	8
15. Level-1 Module 01: Jute Braided Product Maker.....	9
16. Level-1 Module 02: Jute Footwear Maker.....	11
17. Level-1 Module 03 : Weaver ( <b>JUTE DIVERSIFIED PRODUCTS</b> ) .....	13
17. Level-1 Module 04 : Dyer ( <b>JUTE DIVERSI PRODUCTS</b> ).....	15
18. Level-2 Module 01: Designer cum Maker of Fabric Bags.....	17
19. Level-2 Module 02: Designer cum Maker of Decorative Items.....	19

**List of members attended the Trade Committee Meeting for designing the course curriculum under Skill Development Initiative Skill (SDIS) based on Modular Employable Skills (MES) in JUTE DIVERSIFIED PRODUCTS SECTOR held on 20.01.2009**

<b>Sl. No.</b>	<b>Name and Designation</b>	<b>Organisation</b>	
1.	Shri S.D.Lahiri, Director	C.S.T.A.R.I., Kolkata	Chairman
2.	Shri A.K. Khastagir, Project Manager	National Centre for Jute Diversification, Kolkata	Member
3.	Miss Sumitra Das Master trainer & Designer	M/S.Aspiration, Kolkata	Member
4.	Shri P.S. Mukhopadhyay, Project Director	M/S.Style, Kolkata	Member
5.	Mrs Sikha Majumdar, Project Director	M/S.Sikha Handicraft, Kolkata	Member
6.	Shri A.K. Ghosh, Consultant	National Centre for Jute Diversification, Kolkata	Member
7.	Shri Joy Paul, Project Director	M/S. Inni Foot wear, Kolkata	Member
8.	Shri Uday Bannerjee, Project Director	M/S. Lisha Handicraft, Kolkata	Member
9.	Mrs Anita Bannerjee, Project Director	M/S.Jhorehat Mahila Karushilpa Niketan, Kolkata	Member
10.	Shri R. Chakraborty, Project Director	M/S. Ecocraft, Kolkata	Member
11.	Mrs. Chitra Saha, Project Director	M/S. Piyali Handicraft, Kolkata	Member
12.	Shri Samir Paul, Master Trainer	National Centre for Jute Diversification, Kolkata	Member
13.	Mrs Subhra Paul, Asstt. Trainer	M/S Nistarini Enterprise, Sheoraphuli, Hoogley	Member
14.	Shri Arunesh Basu, Project Director	M/S. Basu Craft, Kolkata	Member
15.	Mrs. Swati Chakraborti, Project Director	M/S. Shilpam(Gramin), Kolkata	Member
16.	Shri Pabitra Kumar Das, Project Director	M/s. Mangalam, Howrah	Member
17.	Shri Sanjib Das, Project Director	M/S. Eco-craft, Kolkata	Member
18.	Shri Kajal Sengupta, Project Director	M/S. Craft Indiana, Kolkata	Member
19.	Shri Anil Kumar, Joint Director	C.S.T.A.R.I. Kolkata	Member
20.	Shri M.C. Sharma, Joint Director	C.S.T.A.R.I. Kolkata	Member
21.	Shri G Giri, Deputy Director	R.D.A.T., Kolkata	Member
22.	Shri L.K. Mukherjee, Deputy Director	C.S.T.A.R.I. Kolkata	Member
23.	Shri Abhinoy Nandi, Deputy Director	C.S.T.A.R.I. Kolkata	Member
24.	Shri S.B. Sardar, Training Officer	C.S.T.A.R.I. Kolkata	
25.	Shri R.N. Manna, Training Officer	C.S.T.A.R.I. Kolkata	Member

## **Skill Development based on Modular Employable Skills (MES)**

### **Background**

The need for giving emphasis on Skill Development, especially for the educated unemployed youth (both for rural & urban) has been highlighted in various forums. Unfortunately, our country's current education system does not give any emphasis on development of skills. As a result, most of the educated unemployed youths are found wanting in this area, which is becoming their Achilles heel.

As India is on the path of economic development and the share of service sector's contribution to the GDP of the country is increasing (53% of GDP) it is becoming imperative that Government of India along with other nodal agencies play an important role in providing employable skills, with special emphasis on Skills.

Hence, need of the hour is some policy change at Apex level which will address the needs of the changing economy and look at providing mandatory skills training to all educated unemployed youths, with a view to have them gainfully employed. This shift in policy will ultimately benefit all the stake holders, namely the individuals, industry, Government and the economy by way of providing employment, increasing the output/productivity and ultimately resulting in a higher GDP for the nation.

- **Frame work for skill development based on 'Modular Employable Skills (MES)'**  
Very few opportunities for skill development are available for the above referred groups (educated unemployed youth). Most of the existing skill development programmes are long term in nature. Poor and less educated persons cannot afford long term training programmes due to higher entry qualifications, opportunity cost, etc. Therefore, a new framework for skill development has been evolved by the DGET to address the employability issues.

The **key features of new framework for skill development** are:

- Demand driven short term training courses based on modular employable skills decided in consultation with Industries.
- Flexible delivery mechanism (part time, week ends, full time)
- Different levels of programmes (foundation level as well as skill up gradation) to meet demands of various target groups
- Central Government will facilitate and promote training while vocational training (VT) providers under the Govt. and Private Sector will provide training
- Optimum utilization of existing infrastructure to make training cost effective.
- Testing of skills of trainees by independent assessing bodies who would not be involved in conduct of the training programme, to ensure that it is done impartially.
- Testing & certification of prior learning (skills of persons acquired informally)

The Short Term courses would be based on "Modular Employable Skills (MES)".

The **concept for the MES** is:

- ✓ Identification of minimum skills set. Which is sufficient to get an employment in the Labour market.
- ✓ It allows skills upgradation, multiskilling, multi entry and exit, vertical mobility and life long learning opportunities in a flexible manner.
- ✓ It also allows recognition of prior learning (certification of skills acquired informally) effectively.
- ✓ The modules in a sector when grouped together could lead to a qualification equivalent to National Trade Certificate or higher.

- ✓ Courses could be available from level 1 to level 3 in different vocations depending upon the need of the employer organisations.
- ✓ MES would benefit different target groups like:
- ✓ Workers seeking certification of their skills acquired informally
- ✓ Workers seeking skill upgradation
- ✓ Early school drop-outs and unemployed
- ✓ Previously child Labour and their family

## **INTRODUCTION**

Economic growth in India is increasingly supported by robust industrial growth. Jute Diversified Product Sector is one of the relatively lesser known but significant sectors that support almost all industrial activity. However, notwithstanding its importance and size (INR 4 trillion), it has traditionally not been accorded the attention it deserves as a separate sector in itself. The level of inefficiency in Jute Diversified Product activities in the country has been very high across all modes.

The required pace of efficiency and quality improvement will demand rapid development of capabilities of Jute Diversified Product service providers. And with Jute Diversified Product being a service oriented sector, skill development will emerge as a key capability.

This lack of focus on developing manpower and skills for the Jute Diversified Product sector has resulted in a significant gap in the numbers and quality of manpower in the sector.

This gap, unless addressed urgently, is likely to be a key impediment in the growth of the Jute Diversified Product Sector in India and in consequence, could impact growth in industry and manufacturing sectors as well.

This underscores the need identifying areas where such manpower and skill gaps are critical, and developing focused action plans to improve the situation.

A look at the required initiatives for manpower development in the sector makes it clear that sustainable development of the sector's manpower requires a collaborative public private effort. The level of commitment demonstrated by each stakeholder would largely determine the direction that the sector heads towards.

### **Age of participants**

The minimum age limit for persons to take part in the scheme is 14 years but there is no upper age limit.

### **Curriculum Development Process**

Following procedure is used for developing course curricula

- Identification of Employable Skills set in a sector based on division of work in the Labour market.
- Development of training modules corresponding to skills set identified so as to provide training for specific & fit for purpose
- Organization of modules in to a Course Matrix indicating vertical and horizontal mobility. The course matrix depicts pictorially relation among various modules, pre requisites for higher level modules and how one can progress from one level to another.
- Development of detailed curriculum and vetting by a trade committee and by the NCVT

(Close involvement of Employers Organizations, State Governments and experts, vocational Training providers and other stakeholders are ensured at each stage).

## **Development of Core Competencies**

Possession of proper attitudes is one of the most important attributes of a competent person. Without proper attitudes, the performance of a person gets adversely affected. Hence, systematic efforts will be made to develop attitudes during the training programme.

The trainees deal with men, materials and machines. They handle sophisticated tools and instruments. Positive attitudes have to be developed in the trainees by properly guiding them and setting up examples of good attitudes by demonstrated behaviours and by the environment provided during training.

Some important core competencies to be developed are:

1. Communication skills
2. Better usage of English language/Vernacular
3. Presentation skills
4. Self management
5. Resume preparation
6. GD participation/facing techniques
7. Interview facing techniques

Following competencies should also be developed during level-II and higher courses:

1. Ability for planning, organizing and coordinating
2. Creative thinking, problem solving and decision-making
3. Leadership
4. Ability to bear stress
5. Negotiation

## **Duration of the Programmes**

Time taken to gain the qualification will vary according to the pathway taken and will be kept very flexible for persons with different backgrounds and experience. Duration has been prescribed in hours in the curriculum of individual module, which are based on the content and requirements of a MES Module. However, some persons may take more time than the prescribed time. They should be provided reasonable time to complete the course.

## **Pathways to acquire Qualification:**

**Access** to the qualification could be through:

- ⊗ An approved training Programme.

## **Methodology**

The training methods to be used should be appropriate to the development of competencies. The focus of the programme is on “performing” and not on “Knowing”. Lecturing will be restricted to the minimum necessary and emphasis to be given for learning through active participation and involvement.

The training methods will be individual centered to make each person a competent one. Opportunities for individual work will be provided. The learning process will be continuously monitored and feedback will be provided on individual basis.

Demonstrations using different models, audio visual aids and equipment will be used intensively.

## **Instructional Media Packages**

In order to maintain quality of training uniformly all over the country, instructional media packages (IMPs) will be developed by the National Instructional Media Institute (NIMI), Chennai.

## **Assessment**

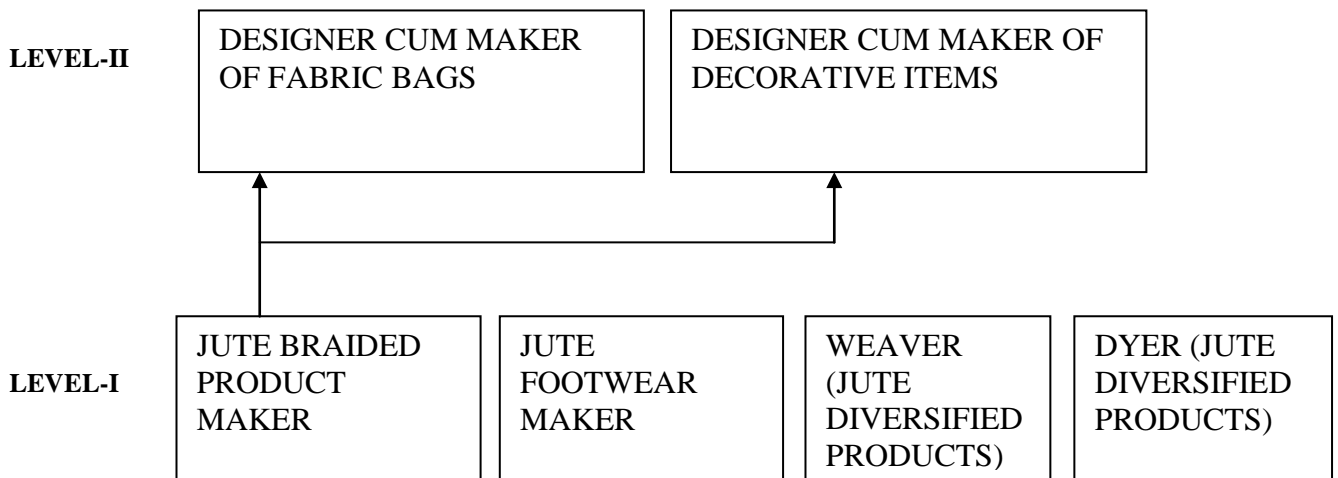
DGE&T will appoint assessing bodies to assess the competencies of the trained persons. The assessing body will be an independent agency, which will not be involved in conducting the training programme. This, in turn, will ensure quality of training and credibility of the scheme. Keeping in view, the target of providing training/testing of one million persons through out the country and to avoid monopoly, more than one assessing bodies will be appointed for a sector or an area.

## **Certificate**

Successful persons will be awarded competency-based certificates issued by **National Council for Vocational Training (NCVT)**.

**Course Matrix**

**JUTE DIVERSIFIED PRODUCTS SECT**





## Level -I

### Module -I

<b>Name</b>	<b>: JUTE BRAIDED PRODUCT MAKER</b>
<b>Sector</b>	<b>: Jute Diversified Product</b>
<b>Code</b>	<b>: JTD 101</b>
<b>Entry Qualification</b>	<b>: Preferably 5<sup>th</sup> Class pass</b>
<b>Age</b>	<b>: 14years and above</b>
<b>Duration</b>	<b>: 160 Hours</b>

#### Terminal Competency

- On successful completion of training one should able to make braided Jute products.

PRACTICAL	THEORY
1. Safety precaution in the Workshop of the person and the machine. Concept of basic measurement in inch and centimetre.	1. Introduction to Jute Handicrafts and Yarns.
2. Demonstration of Handling of equipments like Frames.	2. Identifying the scope of Jute handicrafts.
3. Familiarization with tools and equipment. Preparation of hand made tools and equipment.	3. Brief introduction to various Markets of Jute Products.
4. Selection of raw material. Material use of Different size of Jute Yarns, Raw Jute.	4. Introduction to Marketing strategies. Quality concept
5. Preparation of Jute Banni from Raw Jute.	5. Concept on identification of different raw jute yarns. Concept of different types of braiding and knots
6 Preparation of Decorative items like Door Screen, Table Mat, Wall Hanging.	6. Brief introduction on different designs of Jute Products.
7. Preparation of Utility items like Marketing Bags, Ladies bags, Jhula, Water bottle cover, magazine and News Paper holder.	7. Introduction to understanding market demand and supply.
8. Use of matching colour on the Jute product.	8. Ideas of various Govt schemes for Self Employment available for Jute products.

**Tools and Equipments per trainee -Jute Diversified Product**

<b>Items</b>	<b>Quantity</b>
1. Scissor 12"	1No.
2. Scissor 8"	1No.
3. Frame (different size)	1 each for complete batch
4. Needle (different size)	1 set

<b>Raw Materials</b>	
<b>Items</b>	
1. Jute Yarn	<b>As per requirement</b>
2.Raw Jute	
3. Braid	
4. Cane handle	
5. Cotton ropes	
6. Chain	
7. Chain Pullers	
8. Rings	
9. Cotton Thread	
10. Beads	
11. Cloth	
12. Colours	

## LEVEL I

### Module- II

<b>Name</b>	: JUTE FOOTWEARS MAKER
<b>Sector</b>	: Jute Diversified Product
<b>Code</b>	: JTD 102
<b>Entry Qualification</b>	: Preferably 5 <sup>th</sup> Class pass
<b>Age</b>	: 14years and above
<b>Duration</b>	: 160 hours

#### Terminal Competency

- On successful completion of training one should be able to make good fancy footwear of Jute

PRACTICAL	THEORY
1. Safety precaution in the Workshop of the person and the machine.	1. Brief introduction to various Markets of Jute Products.
2. Physical Demonstration of different shape, size of shoe and chappal and hands on training	2. Introduction to Marketing strategies.
3. Operation, Handling and maintenance of different machines used in making of Jute footwear.	3. Brief description of different types of machine used in making footwear of Jute.
4. Preparation of varieties designs of Jute chappal blended with leather and other allied materials	4. Introduction of different design in Jute Footwear.
5. Preparation of Jute shoes blended with leather and other allied materials	5. Brief introduction on different designs of shoe, chappal etc.
6. Preparation of shoe and chappal made of Jute blending of leather with embroidery done on it with Jute Braid.	6. Blending of jute footwears with others materials.
7. Use of different accessories for making footwear of Jute.	7. Ideas of various Govt schemes for Self Employment available for Jute products, Diversification of Jute products to meet the market demand.

<b>Tools and Equipments – Per trainee for –Jute footwear</b>	
<b>Items</b>	<b>Quantity</b>
1. Scissor 12"	1 No each.
2. Scissor 8"	1 No each.
3. Scissor Zig - zag	1 No each.
4. Frame (Big, small, medium size)	1 no each size for a batch
5. Needle	One set
6. Swing Machine(Industrial 31 K 15)	2 Nos for a batch.
7. Bamboo sewing machine	2 Nos for a batch
8. Buffing machine	2 Nos for a batch
9. Punch Machine	2 Nos for a batch
10. Shoe Measuring tape	1 No each
11. Chisel	1 No each
12. Pliers	1 no each
13. Anvil	2 Nos for a batch.
14. Shoe lasts of different size	2 sets for a batch
15. Three legs(Iron)	1 no each
16. Khurpi	4 nos for a batch
17. Sand stone	1 no each
<b>Raw Materials</b>	
<b>Items</b>	
1. Jute fabric& yarn	
2. Laminated Jute cloth, plain jute cloth	
3. Finished soft Leather	
4. Rings	
5. Cotton, Nylon Thread	
6. Sticker , beads, adhesives, tapes	
7. Cloth	
8. Colour (As per Requirement)	
9. Rivets, hooks(As per Requirement)	
10.Glass	
11. leather board , different types of rubber, Sole, rang, tapi, sponge , eva, bakram	

As per requirements

## LEVEL I

### Module- III

<b>Name</b>	<b>: WEAVER</b>
<b>Sector</b>	<b>: Jute Diversified Product</b>
<b>Code</b>	<b>: JTD 103</b>
<b>Entry Qualification</b>	<b>: Preferably 5<sup>th</sup> Class pass</b>
<b>Age</b>	<b>: 14years and above</b>
<b>Duration</b>	<b>: 200 hours</b>

#### Terminal Competency

- On successful completion of training one should be able to make carpet, mats, decorative jute cotton fabrics etc of Jute by using Handloom/charka.

PRACTICAL	THEORY
1. Safety precaution in the Workshop of the person and the machine.	1. Brief introduction of looms and its components, functioning of looms & its maintenance.
2. Hands on running of Looms and Charkha, Hands on yarns and looms	2. Introduction to Marketing strategies. Introduction to understanding Market demand and supply
3. Preparation of jute cotton fabrics for made up	3.a) Introduction to bleaching and dyeing with Eco friendly process . b) Vegetable dyeing and printing
4. Manufacture of Jute products by weaving like Carpets, Darri Jute Assan, Floor covering Jute Namazi Darri, Door Mat	4. Brief introduction on different designs of Carpets, Darri.
5. Use of different types of jute & cotton yarns	5. Ideas of various Govt schemes for Self Employment available for Jute products, Diversification of Jute products to meet the market demand.

<b>Tools and Equipments – WEAVER (JUTE HANDICRAFTS)</b>	
<b>Items</b>	<b>Quantity</b>
1. Hand Looms with all necessary attachments	As per need based
2. Bobbin	As required
3 Charkha	1 no each
4 Drum	2 Nos. for a batch

<b>Raw Materials</b>	
<b>Items</b>	
1. Jute and cotton Yarn	As per requirements
2. Colours and chemicals	

## Level- I

### Module- IV

<b>Name</b>	<b>: DYER</b>
<b>Sector</b>	<b>: Jute Diversified Product</b>
<b>Code</b>	<b>: JTD 104</b>
<b>Entry Qualification</b>	<b>: Preferably 5<sup>th</sup> Class pass</b>
<b>Age</b>	<b>: 14years and above</b>
<b>Duration</b>	<b>: 90 hours</b>

#### Terminal Competency

- On successful completion of training one should able to dye and bleach Jute yarns and fabrics.

PRACTICAL	THEORY
1. Introduction to Dyeing, Bleaching and vegetable dyeing.	1. Introduction to Jute Handicrafts and Yarns. Introduction to vegetable dye
2. Safety precaution in the Workshop of the person and the machine	2. Identifying the scope of Jute handicrafts.
3. Identifying the scope of Jute.- Dyeing and Bleaching of Jute Products	3. Brief introduction to various Markets of Jute Products.
4. Material use of Different size of Jute Yarns etc.	4. Introduction to Marketing strategies.
5. Handling of equipments like Hydrogen Peroxide, Bleaching Powder in Jute products.	5. Concept on identification of different raw jute yarns.
6 Hands on different design of Jute products	6. Brief introduction on different designs of Jute Products.
7. Use of Correct colour on the Jute product.	7. Introduction to understanding Market demand and supply.
	8. Colour quality measurement of dried yarn.

<b>Tools and Equipments – Dyer</b>	
<b>Items</b>	<b>Quantity</b>
1. Gas Burner	2 Nos for a batch.
2. Gas Cylinder	2 Nos for a batch.
3. Gumla / vat	2 Nos for a batch .
4. Karahi	2 Nos for a batch .
5 Bucket	2 Nos for a batch .
6. Drum type Drier machine	1 No.
7. Misc. testing equip.(for colour quality)	One set
8. Zigger machine	2 nos.
9. Hydro machine	1 no.

<b>Raw Materials</b>	
<b>Items</b>	<b>Quantity</b>
1. Jute Yarn	As per requirements
2. Hydrogen Peroxide	
3. Sodium Chloride	
4. Caustic Soda	
5. Detergent	
6. Soap.	
7. Colours	



## Level –II

### Module- I

<b>Name</b>	<b>: DESIGNER CUM MAKER OF FABRIC BAGS</b>
<b>Sector</b>	<b>: Jute Diversified Product</b>
<b>Code</b>	<b>: JTD 205</b>
<b>Entry Qualification</b>	<b>: Preferably 5<sup>th</sup> Class pass + completed Level I, Module I course</b>
<b>Age</b>	<b>: 14years and above</b>
<b>Duration</b>	<b>: 160 hours</b>

### Terminal Competency

- On successful completion of training one should able to make good design of fabric bags.

PRACTICAL	THEORY
1. Safety precaution in the Workshop of the person and the machine. Concept of basic measurement in inch and centimetre	1. Brief introduction to various Markets of Jute fabric Products.
2. Preparation of spectacles cover, mobile cover, water bottle cover	2. Introduction to Marketing strategies.
3. Preparation of verities design of marketing bags, shoppers bags with cane handle.	3. Introduction to understanding market demand and supply .
4. Preparation of Travelling bags, blending of travelling bags with leather, Preparation of school bags, file bags blended with leather, etc.	4. Brief introduction on different designs of Jute Bags, like school Bags, Travelling Bags Shopping Bags Vanity Bags, file bags etc.
5. Preparation of Vanity bags, blending of vanity bags with glass, cane embroidery	5. Blending of Jute Bags with others materials such as cane, bamboo, wool, leather etc.
6. Use of matching colour and screen printing	6. Ideas of various Govt schemes for Self Employment available for Jute products, Diversification of Jute products to meet the market demand

**Tools and Equipments/trainee - DESIGNER CUM MAKER OF FABRIC BAGS**

<b>Items</b>	<b>Quantity</b>
1. Scissor 12"	1 No.
2. Scissor 8"	1 No.
3. Scissor Zig - zag	1 No.
4. Screen printing Frame (Different size)	1 No per batch
5. Needle	1 set
6. Sewing Machine- Industrial (Model 31K15)	1No.(for 4 no. of trainees)
7. Hammer	1 No.
8. Measuring tape	1 No.
9. Roller	2 nos. (for a batch)
10. Printing Table	2 nos..(for a batch)
11. Drier Machine	2 nos..(for a batch)
12. Plier	2 nos..(for a batch)
13. Bucket	6 nos.(for a batch)
14. Pallet Knife	2 nos.(for a batch)
15 Eyelet punching machine	2 nos.(for a batch)
<b>Raw Materials</b>	
<b>Items</b>	
1. Laminated Jute cloth, plain jute cloth	As per requirements
2. Finished soft Leather	
3. Cane Handle	
4. Plastic handle	
5. Zip	
6. Chain Pullers	
7. Rings	
8. Cotton Thread and Thread for Embroidery	
9. Beads	
10. Linen Cloth, cotton rope, cotton tape	
11. Colour & chemicals	
12. Rivets, hooks , eyelets	
13. Glass sheet	

## LEVEL II

### Module- II

<b>Name</b>	<b>: DESIGNER CUM MAKER DECORATIVE ITEMS</b>
<b>Sector</b>	<b>: Jute Diversified Product</b>
<b>Code</b>	<b>: JTD 206</b>
<b>Entry Qualification</b>	<b>: Preferably 5<sup>th</sup> Class pass + completed Level I, Module I course</b>
<b>Age</b>	<b>: 14years and above</b>
<b>Duration</b>	<b>: 160hours</b>

#### Terminal Competency

- On successful completion of training one should be able to make good design of Jute decorative items.

PRACTICAL	THEORY
1. Safety precaution in the Workshop of the person and the machine.	1. Brief introduction to various Markets of Jute Products.
2. Preparation of different designs of Jute flowers	2. Introduction to Marketing strategies.
3. Preparation of verities design of wall hanging, blended with bamboo, preparation of dry flower wall hanging, letter holder, dolls and moulded items.	3. Introduction to understanding Market demand and supply.
4. Preparation of flower vase, dry bonsai, bamboo based wall hanging, dry flower gift items	4. Brief introduction on different designs of decorative jute items like flower ornaments, wall hanging table mat, jhula, etc.
5. Preparation of Vanity bags, blending of vanity bags with glass, cane embroidery.	5. Blending of decorative jute items with others materials such as cane bamboo wool, leather etc.
6. Use of matching colour	6. Ideas of various Govt schemes for Self Employment available for Jute products, Diversification of Jute products to meet the market demand

<b>Tools and Equipments/trainee - Jute Diversified Product –Decorative Items</b>		
<b>Items</b>		<b>Quantity</b>
1. Scissor 12"		1 Nos.
2. Scissor 8"		1 Nos.
3. Scissor Zig - zag		2 Nos.
4. Stick loom (different size)		One each
5. Needle		One set
6. Sewing Machine(31 K 15)		2 Nos for a batch
7. Punch Machine		1 No.
8. Hammer (different size)		2 Nos each for a batch
9. Blow lamp		2 nos for a batch

<b>Raw Materials</b>		
<b>Items</b>		
1. Jute Yarn		As per requirements
2. Laminated Jute cloth, plain jute cloth		
3. Cane Handle		
5. Zip		
6: Chain Pullers		
7. Rings		
8. Cotton Thread and Thread for Embroidery		
9. Beads		
10. Linen Cloth		
11 Colour & Chemicals		
12. Rivets, hooks		
13. Misc. Decorative Accessories		

**Name** : Bamboo-processing and mat weaving  
**Sector** : **Handicraft (Jute)**  
**Code** :  
**Entry Qualification** : **5<sup>th</sup> class**  
**Age** : **14years and above**  
**Duration** : **126hours**

#### Terminal Competency

- Should be able to

### PROPOSED COURSE OUTLINES / PATHWAYS

1.	Name of the Module	: Bamboo-processing and mat weaving
2.	Sector	: Construction & Infrastructure
3.	Code	: Technician - Bamboo processing and mat weaving
4.	Entry qualification	: 5 <sup>th</sup> Standard and 14 years & above
5.	Terminal competency	: After completion of the training, the successful candidates will become employable in the existing bamboo mat weaving industries and also the potential new industries that are likely to come up to exploit the technology of bamboo-composite product manufacture
6.	Duration of training	: 400 hours (2 months)
7.	Practical	: Hands-on-training on: <ul style="list-style-type: none"> <li>• Bamboo handling, cutting bamboo poles into uniform lengths and splitting</li> <li>• Inner &amp; outer Knot removal</li> <li>• Slicing &amp; Slivering</li> <li>• Mat Weaving</li> </ul>
8.	Theory	: <ul style="list-style-type: none"> <li>• General discipline and work culture (Dos and Don'ts) in the Bamboo Manufacturing Industries</li> <li>• General basic knowledge of bamboo and its properties and potential advantages</li> <li>• Processing of bamboo weaving and mat weaving techniques (bamboo cutting, splitting, knot removal, slicing, slivering and mat weaving)</li> <li>• Safety and other precautionary measures to be followed while handling equipment and chemicals</li> <li>• General information on weights and measurements, dimensions, consumables etc.</li> </ul>
9.	Equipment/Tools required	: Machines for bamboo cutting, splitting, knot removal, slicing, slivering and mat weaving; Masks, Gloves, Aprons, Eye Glass, etc.,

**Name** : Coir Fibre Processing & Mat Weaving  
**Code** :

**Entry Qualification** : 5<sup>th</sup> class  
**Age** : 14years and above  
**Duration** : 126hours

### Terminal Competency

- Should be able to

## PROPOSED COURSE OUTLINES / PATHWAYS

1.	Name of the Module	:	Coir Fiber Processing & Mat Weaving
2.	Sector	:	Construction & Infrastructure
3.	Code	:	Technician - Coir Fibre Processing & Mat Weaving
4.	Entry qualification	:	5 <sup>th</sup> Standard and 14 years & above
5.	Terminal competency	:	After completion of the training, the successful candidates will become employable in the existing coir fibre processing and mat weaving industries and also the potential new industries that are likely to come up to exploit the novel and virgin technology of coir composite materials and products
6.	Duration of training	:	400 hours (2 months)
7.	Practical	:	Hands-on-training on: <ul style="list-style-type: none"> <li>• Coir cleaning and mixing</li> <li>• Coir paralleling and twisting</li> <li>• Coir Slivering</li> <li>• Coir Rope / Yarn Making</li> <li>• Coir Felt Making</li> </ul>
8.	Theory	:	<ul style="list-style-type: none"> <li>• General discipline and work culture (Dos and Don'ts) in Coir Fibre Processing and Manufacturing Industries</li> <li>• Basic knowledge on different type of coir fibre, sliver, felt and their properties and potential advantages</li> <li>• Coir fibre processing and mat weaving techniques</li> <li>• Safety and other precautionary measures to be followed while handling equipment, fibre and chemicals</li> <li>• General information on weights and measurements, dimensions, consumables etc.</li> </ul>
9.	Equipment/Tools required	:	Coir fibre cleaning machine, twisting machine, and felt making machine, hand tools, Masks, Gloves, Aprons, Eye Glass, etc.,



